

R&S® NGE100 Power Supply Series

Reduced to the max



The perfect choice for

Education

R&D

Maintenance & repair

Manufacturing test

Key specifications	R&S® NGE103	R&S® NGE102
Number of channels	3	2
Max. output power	100 W	66 W
Output power per channel	max. 33.6 W	
Output voltage per channel	0 V to 32 V	
Output current per channel	0 A to 3 A	
Resolution	10 mV / 1 mA	

Fitting your daily needs

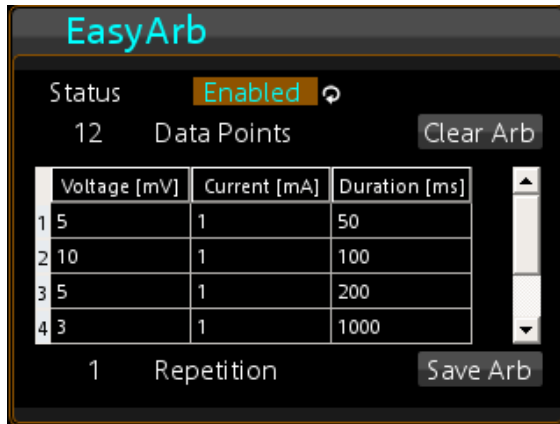
What sets these power supplies apart from others in their class?

- All channels are galvanically separated and earth-free
- All channels are electrically equivalent with the same voltage, current and power
- Parallel and serial operation through V/I tracking
- Protection functions to safeguard instrument and DUT
- Tracking and link functions
- Remote control via USB interface and optional LAN or wireless LAN, unique in this class

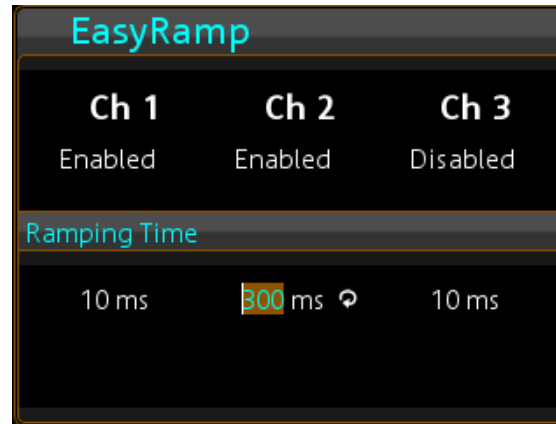
Your benefit	Features
Straightforward operation	All basic functions can be operated via direct keys on the front panel. The spin wheel plays the central role to adjust voltage and current.
The separate output channels can work like individual power supplies	All channels are electrically equivalent, galvanically separated, earth-free and provide the same voltage, current and power.
Small, compact and quiet	Combination of primary transformer, secondary switching regulator and additional linear control reduces weight and size, yet maintains robustness and low ripple.

► For more information, see www.rohde-schwarz.com/product/NGE100

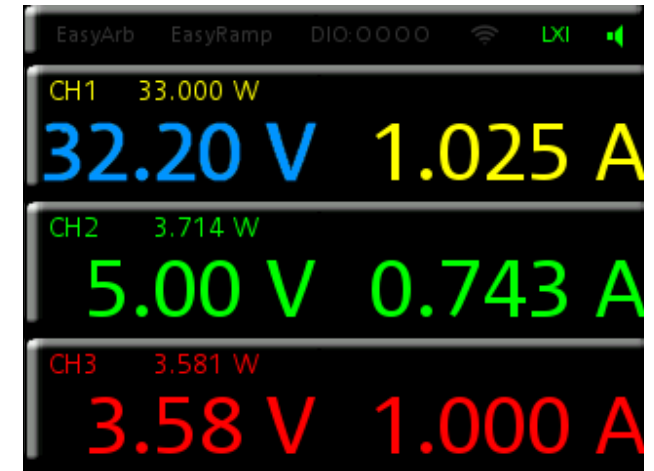
Comfort features for special applications



EasyArb allows the user to program time/voltage or time/current sequences.




EasyRamp simulates operating conditions with controlled rise of supply voltage to prevent a sudden voltage surge.

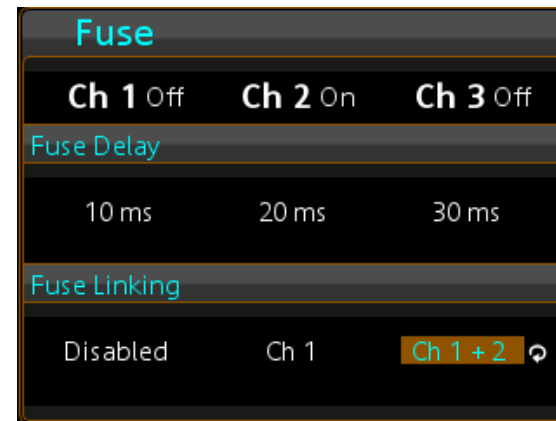


The different operating conditions are marked by colors: constant voltage operation is indicated in green, constant current operation in red, inactive channels are shown in yellow, blue indicates that the channel is in setting mode.

Parallel and serial operation through V/I tracking



Running in parallel, higher currents can be achieved; serial connected channels yield higher voltages.



Users can set the power supply so that all channels are switched off if one channel hits the limit. Or it can be set to leave one channel working.

Ordering information

Base unit	
Two-channel power supply	R&S®NGE102
Three-channel power supply	R&S®NGE103
Software options	
Ethernet remote control	R&S®NGE-K101
Wireless LAN remote control	R&S®NGE-K102
Digital I/O trigger	R&S®NGE-K103
System components	
19" rack adapter, 2 height units	R&S®HZC95

Rohde & Schwarz Representative

Rohde & Schwarz GmbH & Co. KG

Europe, Africa, Middle East | +49 89 4129 12345
 North America | 1 888 TEST RSA (1 888 837 87 72)
 Latin America | +1 410 910 79 88
 Asia Pacific | +65 65 13 04 88
 China | +86 800 810 82 28 | +86 400 650 58 96
 www.rohde-schwarz.com
 customersupport@rohde-schwarz.com

R&S® is a registered trademark of Rohde & Schwarz GmbH & Co. KG
 PD 5214.9150.32 | Version 01.00 | March 2017 (ad)
 Trade names are trademarks of the owners
 R&S®NGE100 Power Supply Series
 Data without tolerance limits is not binding | Subject to change
 © 2017 Rohde & Schwarz GmbH & Co. KG | 81671 Munich, Germany